
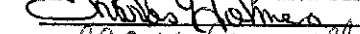



The City of Louisville Municipal Election Commissioners certify the totals for the General Election held on Tuesday, June 4, 2013.

This the 5th day of June 2013.

CERTIFIED BY:

STEVE D. QUINN
CHARLES HOLMES
CLAIRE CROWELL

OFFICIAL RECAPITULATION
JUNE 4, 2013

CITY OF LOUISVILLE																	
Race and Candidate Names:																	
	Ward 1	Ward 1		Ward 2	Ward 2		Ward 3	Ward 3		Ward 4	Ward 4		SUBTOTAL	AFFIDAVI	TOTALS	total voting	%
	BOX A	BOX B		BOX A	BOX B		BOX A	BOX B		BOX A	BOX B						
MAYOR																	
WILLIAM A.(WILL) HILL, Democrat	94	94	188	151	119	270	79	76	155	73	57	130	743	1	744		
CITY CLERK																	
BABS W. FULTON, Democrat	94	91	185	148	123	271	75	75	150	73	57	130	736	1	737		
ALDERMAN AT-LARGE																	
FRANCES BALL, Democrat	60	63	123	86	70	156	52	40	92	50	31	81	452		452		56%
LARRY T. VEAZEY, Independent	45	48	93	74	62	136	34	40	74	28	26	54	357	1	358		44%
ALDERMAN WARD ONE																	
DICKIE CAPERTON, Democrat	92	87	179			0			0			0	179		179		
		2	2										2		2		
ALDERMAN WARD TWO																	
JUDY H. MCLEOD, Democrat			0	141	114	255			0			0	255		255		
ALDERMAN WARD THREE																	
GWENITA MAYS, Democrat			0			0	72	70	142			0	142	1	143		
ALDERMAN WARD FOUR																	
EUGENE CROSBY, Democrat			0			0			0	67	51	118	118		118		
REFERENDUM: HOTEL/MOTEL TAX																	
FOR THE REFERENDUM	58	58	116	95	79	174	49	40	89	48	28	76	455		455		78%
AGAINST THE REFERENDUM	17	17	34	28	23	49	9	15	24	7	14	21	128	1	129		
TOTALS	460	460	920	721	590	1311	370	356	726	346	264	610	3569	1	3570		

RECEIVED
JUN 12 2013
ELECTIONS DIVISION
SECRETARY OF STATE